

BALDOR® • RELIANCE 

Product Information Packet

VEUHM3546T

1HP, 1760RPM, 3PH, 60HZ, 143TC, 3520M, TEFC, F3

Part Detail							
Revision:	T	Status:	PRD/A	Change #:		Proprietary:	No
Type:	AC	Elec. Spec:	35WGM492	CD Diagram:	CD0005	Mfg Plant:	
Mech. Spec:	35W819	Layout:	35LYW819	Poles:	04	Created Date:	08-04-2010
Base:	N	Eff. Date:	08-22-2019	Leads:	9#18		

Specs			
Catalog Number:	VEUHM3546T	Heater Indicator:	No Heater
Enclosure:	TEFC	Insulation Class:	F
Frame:	143TC	Inverter Code:	Inverter Ready
Frame Material:	Steel	KVA Code:	L
Output @ Frequency:	1.000 HP @ 60 HZ	Lifting Lugs:	No Lifting Lugs
Synchronous Speed @ Frequency:	1800 RPM @ 60 HZ	Locked Bearing Indicator:	Locked Bearing
Voltage @ Frequency:	460.0 V @ 60 HZ	Motor Lead Quantity/Wire Size:	9 @ 18 AWG
	230.0 V @ 60 HZ	Motor Lead Exit:	Ko Box
XP Class and Group:	None	Motor Lead Termination:	Flying Leads
XP Division:	Not Applicable	Motor Type:	3520M
Agency Approvals:	CE	Mounting Arrangement:	F3
	CSA	Power Factor:	71
	CSA EEV	Product Family:	General Purpose
	UR	Pulley End Bearing Type:	Ball
	WEEE	Pulley Face Code:	C-Face
Auxillary Box:	No Auxillary Box	Pulley Shaft Indicator:	Standard
Auxillary Box Lead Termination:	None	Rodent Screen:	None
Base Indicator:	No Mounting	RoHS Status:	ROHS COMPLIANT

Bearing Grease Type:	Polyrex EM (-20F +300F)	Shaft Extension Location:	Pulley End
Blower:	None	Shaft Ground Indicator:	No Shaft Grounding
Current @ Voltage:	3.100 A @ 208.0 V	Shaft Rotation:	Reversible
	3.000 A @ 230.0 V	Shaft Slinger Indicator:	No Slinger
	1.500 A @ 460.0 V	Speed Code:	Single Speed
Design Code:	B	Motor Standards:	NEMA
Drip Cover:	No Drip Cover	Starting Method:	Direct on line
Duty Rating:	CONT	Thermal Device - Bearing:	None
Electrically Isolated Bearing:	Not Electrically Isolated	Thermal Device - Winding:	None
Feedback Device:	NO FEEDBACK	Vibration Sensor Indicator:	No Vibration Sensor
Front Face Code:	Standard	Winding Thermal 1:	None
Front Shaft Indicator:	None	Winding Thermal 2:	None

Nameplate NP2934L										
CAT.NO.	VEUHM3546T									
SPEC.	35W819M492G1									
HP	1									
VOLTS	230/460									
AMP	3/1.5									
RPM	1760									
FRAME	143TC				HZ	60		PH	3	
SER.F.	1.15			CODE	L	DES	B	CL	F	
NEMA-NOM-EFF	85.5			PF	71					
RATING	40C AMB-CONT									
CC	010A				USABLE AT 208V			3.1		
DE	6205			ODE	6203					
ENCL	TEFC			SN						
	IP44									

Parts List		
Part Number	Description	Quantity
SA200994	SA 35W819M492G1	1.000 EA
RA188299	RA 35W819M492G1	1.000 EA
34FN3002B01	EXTERNAL FAN, PLASTIC, .637/.639 HUB W/	1.000 EA
NS2512A01	INSULATOR, CONDUIT BOX X	1.000 EA
35CB4007	KOBX,W/PRIMER (REL# 79097-49-C)	1.000 EA
35GS3009	GASKET, KOBX 35CB4006 (411881-15A)	1.000 EA
WD4101A13	STEEL CAPLUG,BP-1 1/8, PLUG D3561S	1.000 EA
51XB1016A05	10-16X5/16HX WA SL SR TYB (F/S)	2.000 EA
11XW1032G06	10-32 X .38, TAPTITE II, HEX WSHR SLTD U	1.000 EA
HW3001B02	BRASS CUP WASHER W/GROUND SYMBOL TAB,	1.000 EA
35EP3122A00	MASTER ODE,203 BRG,.683SH,#26 DRN,GRSR,F	1.000 EA
HW4500A01	1641B(ALEMITE)400 UNIV, GREASE FITT	1.000 EA
HW5100A03	WAVY WASHER (W1543-017)	1.000 EA
35EP3307D00	MASTER DE,205 BRG,.998SH,#26 DRN,GRSR	1.000 EA
HW4500A01	1641B(ALEMITE)400 UNIV, GREASE FITT	1.000 EA
51XN1032A20	10-32 X 1 1/4 HX WS SL SR	2.000 EA
51XB1214A16	12-14X1.00 HXWSSLD SERTYB	1.000 EA
35FH4005A84SP	IEC FH W/GRSR, NO DIMPLES PRIMED	1.000 EA
51XW1032A06	10-32 X .38, TAPTITE II, HEX WSHR SLTD S	3.000 EA
35CB4519	CB LID W/BLACK PRIMER	1.000 EA
35GS3019A01	LEXIDE GASKET, FOR KOBX LID 35CB4519	1.000 EA
51XW0832A07	8-32 X .44, TAPTITE II, HEX WSHR SLTD SE	4.000 EA
HW2501D13	KEY, 3/16 SQ X 1.375	1.000 EA
HA7000A01	KEY RETAINER 7/8" DIA SHAFT	1.000 EA

Parts List (continued)		
Part Number	Description	Quantity
85XU0407S04	4X1/4 U DRIVE PIN STAINLESS	2.000 EA
MJ1000A02	GREASE, MOBIL POLYREX EM - 124047	0.050 LB
MG1025N19	MUNSELL 8.5BG 3.57/2.0, GLOSS 30, B/G,	0.017 GA
HA3100A15	THRUBOLT 10-32 X 8.375	4.000 EA
LC0005E01	CONN.DIA./WARNING LABEL (LC0005/LB1119N)	1.000 EA
MN416A01	TAG-INSTAL-MAINT no wire (1200/bx) 3/19	1.000 EA
NP2934L	ALUM SUPER-E UL CSA-EEV CE CC PREM	1.000 EA
36PA1000	PKG GRP, PRINT PK1016A06	1.000 EA
PK3082	STYROFOAM CRADLE	1.000 EA
PE-0000001	ZRTG PE ASSEMBLY	1.000 EA
FE-0000001	ZRTG FE ASSEMBLY	1.000 EA

AC Induction Motor Performance Data

Record # 53095 - Typical performance - not guaranteed values

Winding: 35WGM492-R050	Type: 3520M	Enclosure: TEFC
-------------------------------	--------------------	------------------------

Nameplate Data				460 V, 60 Hz: High Voltage Connection	
Rated Output (HP)	1			Full Load Torque	2.99 LB-FT
Volts	230/460			Start Configuration	direct on line
Full Load Amps	3/1.5			Breakdown Torque	13.5 LB-FT
R.P.M.	1760			Pull-up Torque	8.25 LB-FT
Hz	60	Phase	3	Locked-rotor Torque	8.52 LB-FT
NEMA Design Code	B	KVA Code	L	Starting Current	12.4 A
Service Factor (S.F.)	1.15			No-load Current	1.07 A
NEMA Nom. Eff.	85.5	Power Factor	71	Line-line Res. @ 25°C	15 Ω
Rating - Duty	40C AMB-CONT			Temp. Rise @ Rated Load	36°C
S.F. Amps				Temp. Rise @ S.F. Load	42°C
				Locked-rotor Power Factor	53.8
				Rotor inertia	0.118 LB-FT ²

Load Characteristics 460 V, 60 Hz, 1 HP

% of Rated Load	25	50	75	100	125	150	S.F.
Power Factor	29	46	60	69	75	79	75
Efficiency	74.2	82.9	85.4	85.8	85.4	84.5	85.4
Speed	1790	1781	1771	1760	1749	1736	1754
Line amperes	1.11	1.24	1.39	1.59	1.83	2.11	1.69

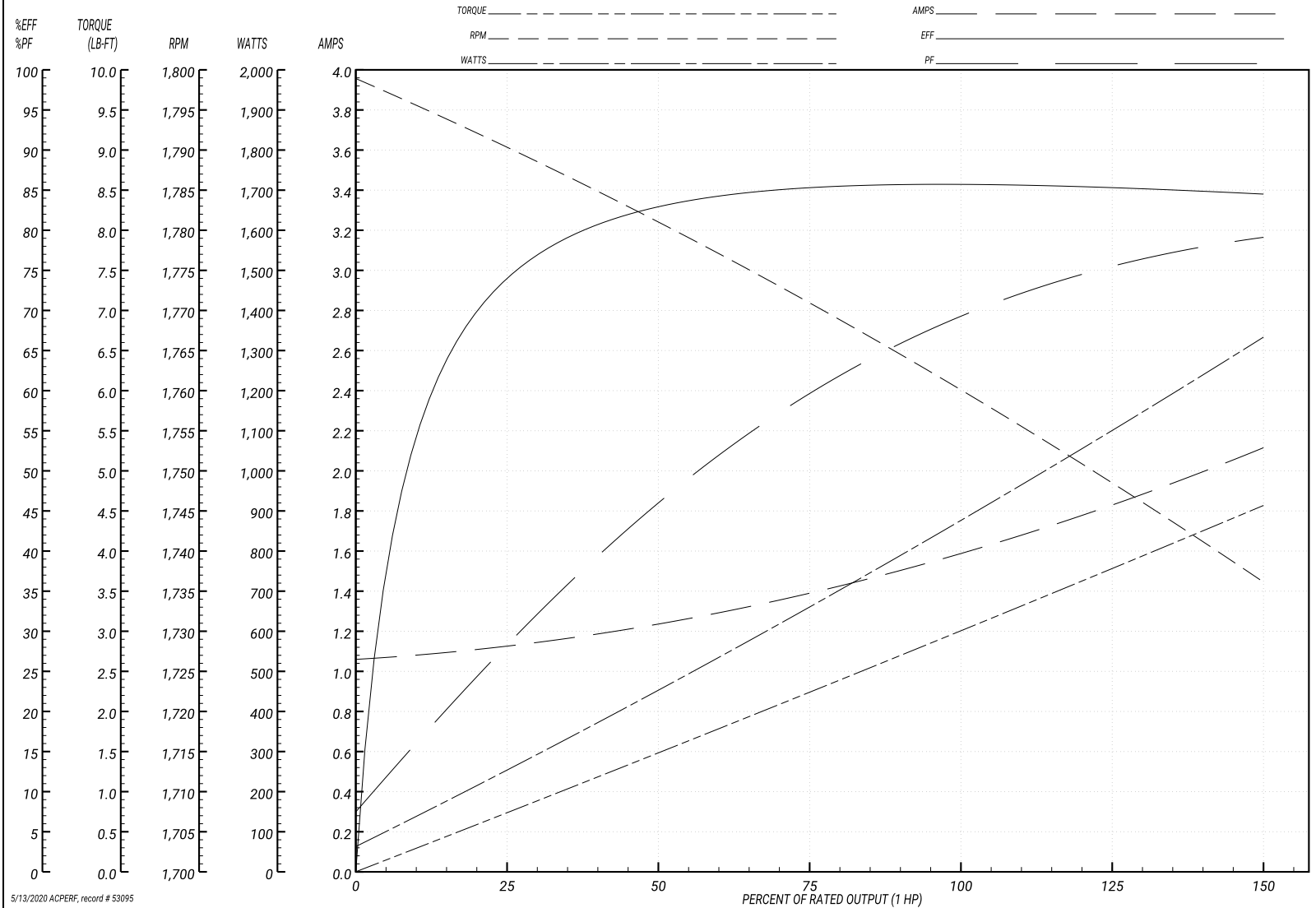
Performance Graph at 460V, 60Hz, 1.0HP Typical performance - Not guaranteed values

ABB Motors and Mechanical Inc.

WINDING # 35WGM492

Typical performance - not guaranteed values.

1 HP 3 PH 60 HZ 1760 RPM 460 V 3520M
 TORQUES(LB-FT): PO=13.5 PU=8.25 LR=8.52 LRA=12.4



5/13/2020 ACPERF, record # 53095

AC Induction Motor Performance Data

Record # 57707 - Typical performance - not guaranteed values

Winding: 35WGM492-R050	Type: 3520M	Enclosure: TEFC
-------------------------------	--------------------	------------------------

Nameplate Data				230 V, 60 Hz: High Voltage Connection	
Rated Output (HP)	1			Full Load Torque	2.99 LB-FT
Volts	230/460			Start Configuration	direct on line
Full Load Amps	3/1.5			Breakdown Torque	13.5 LB-FT
R.P.M.	1760			Pull-up Torque	8.25 LB-FT
Hz	60	Phase	3	Locked-rotor Torque	8.52 LB-FT
NEMA Design Code	B	KVA Code	L	Starting Current	24.8 A
Service Factor (S.F.)	1.15			No-load Current	2.14 A
NEMA Nom. Eff.	85.5	Power Factor	71	Line-line Res. @ 25°C	3.75 Ω
Rating - Duty	40C AMB-CONT			Temp. Rise @ Rated Load	36°C
S.F. Amps				Temp. Rise @ S.F. Load	42°C
				Locked-rotor Power Factor	53.8
				Rotor inertia	0.118 LB-FT ²

Load Characteristics 230 V, 60 Hz, 1 HP

% of Rated Load	25	50	75	100	125	150	S.F.
Power Factor	29	46	60	69	75	79	74
Efficiency	74.2	82.9	85.4	85.8	85.4	84.5	85.6
Speed	1790	1781	1771	1760	1749	1736	1754
Line amperes	2.22	2.48	2.78	3.18	3.66	4.22	1.69

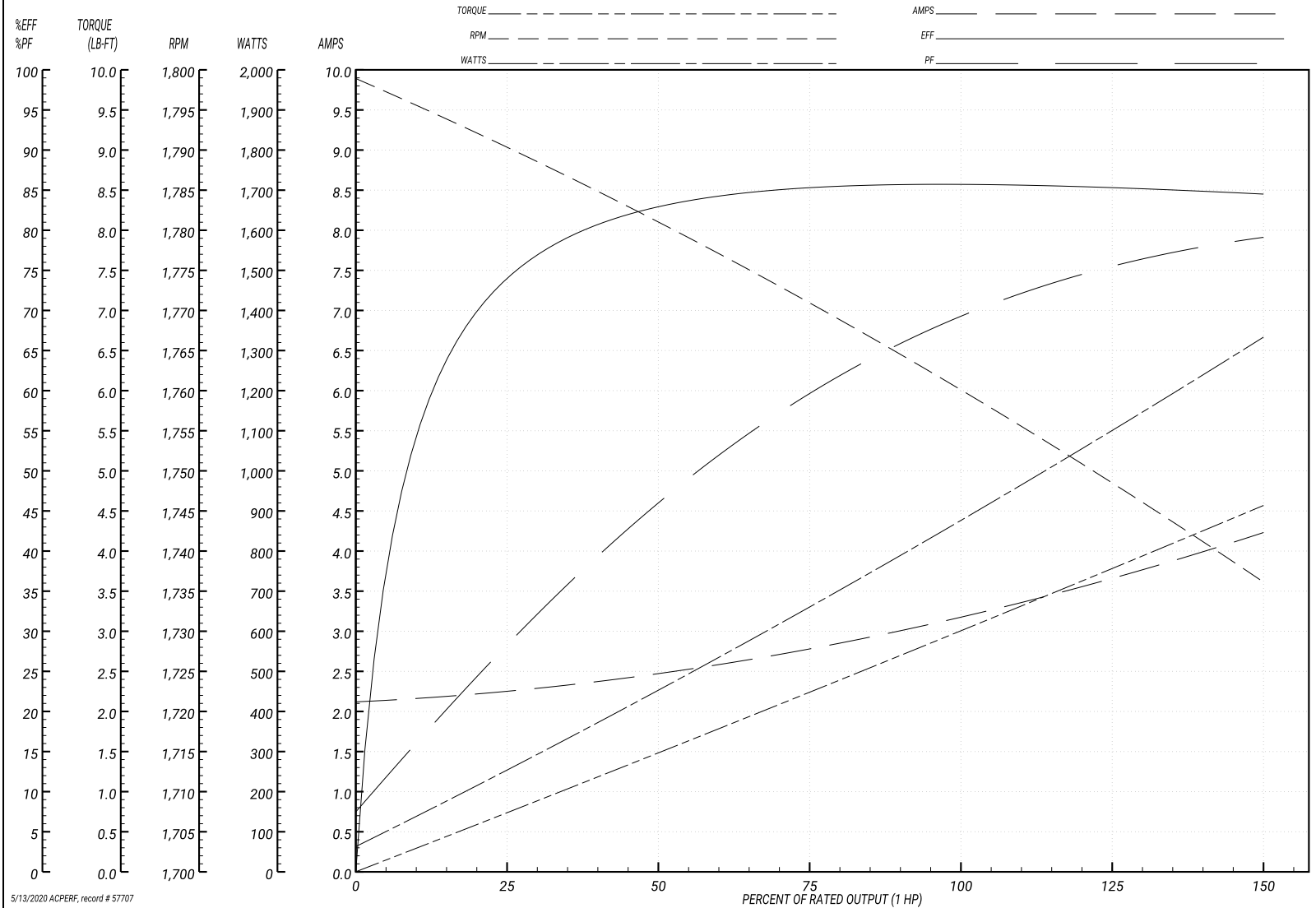
Performance Graph at 230V, 60Hz, 1.0HP Typical performance - Not guaranteed values

ABB Motors and Mechanical Inc.

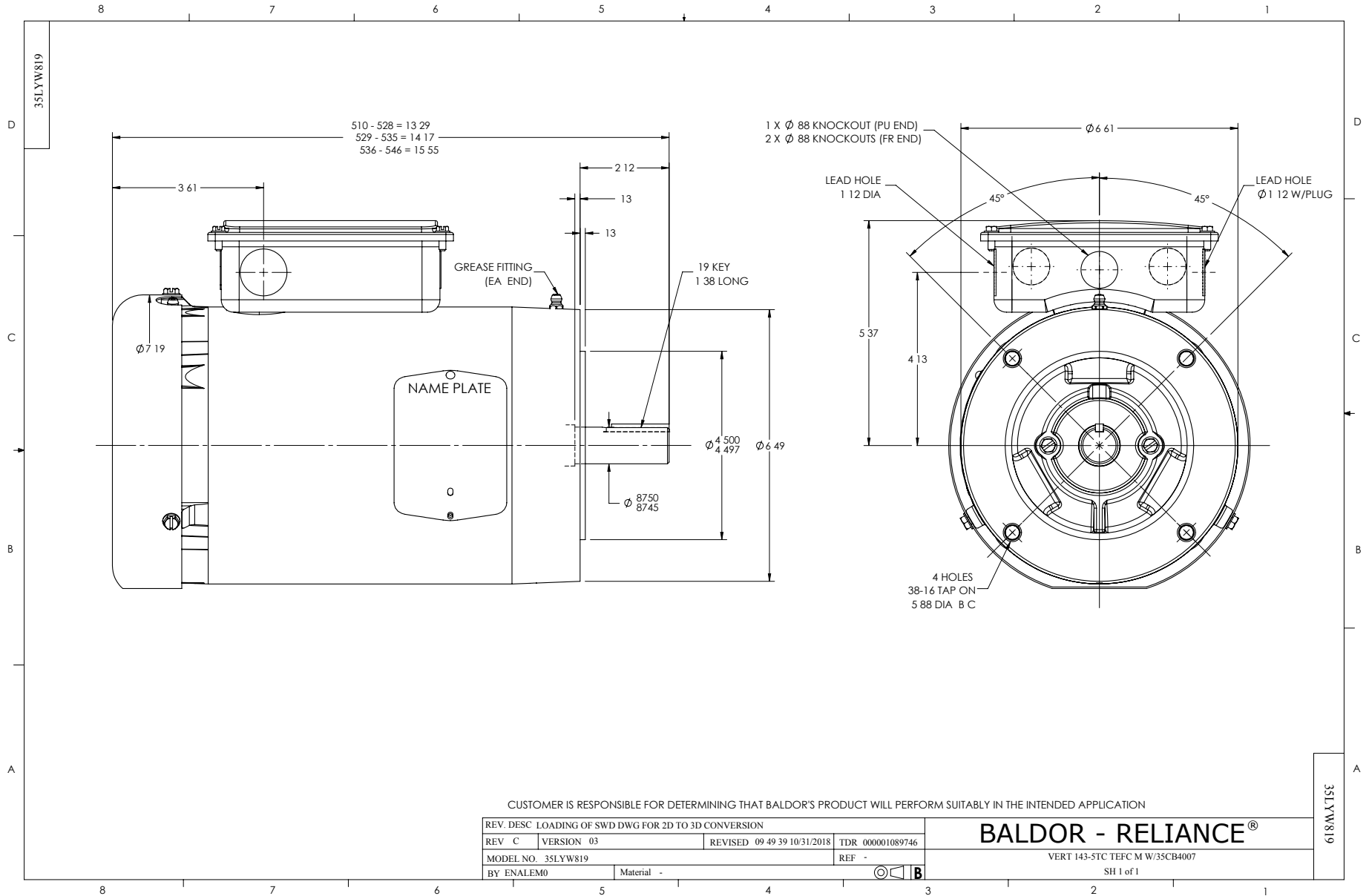
WINDING # 35WGM492

Typical performance - not guaranteed values.

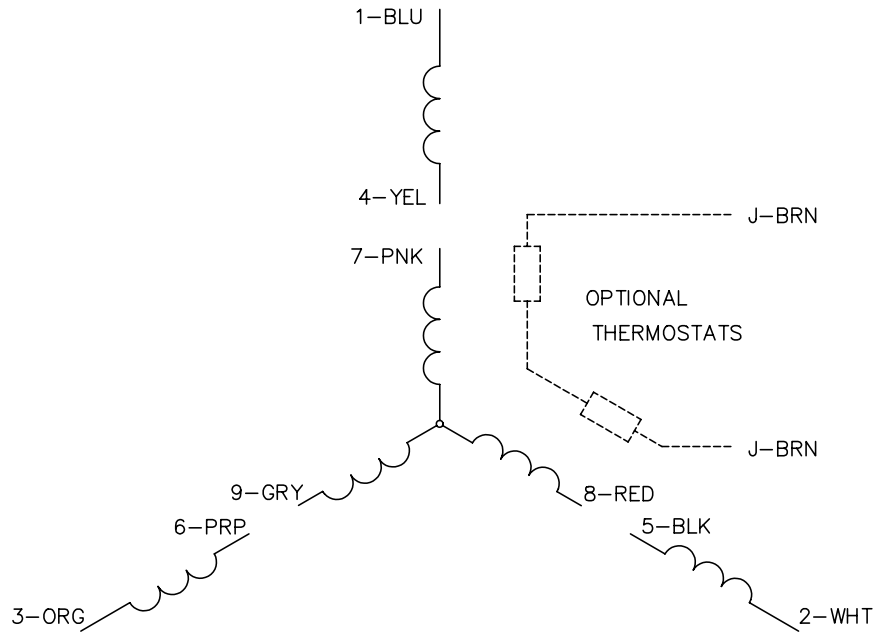
1 HP 3 PH 60 HZ 1760 RPM 230 V 3520M
 TORQUES(LB-FT): PO=13.5 PU=8.25 LR=8.52 LRA=24.8



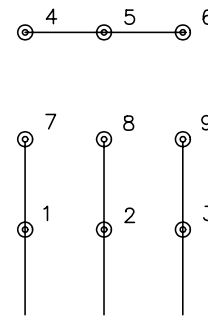
5/13/2020 ACPERF, record # 57707



CD0005

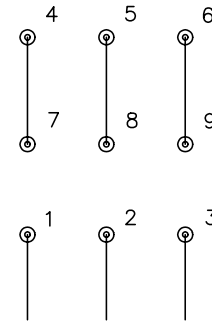


LOW VOLTAGE
(2Y)



LINE

HIGH VOLTAGE
(1Y)



LINE

NOTES:

1. INTERCHANGE ANY TWO LINE LEADS TO REVERSE ROTATION.
2. OPTIONAL THERMOSTATS ARE PROVIDED WHEN SPECIFIED.
3. ACTUAL NUMBER OF INTERNAL PARALLEL CIRCUITS MAY BE A MULTIPLE OF THOSE SHOWN ABOVE.
4. LEAD COLORS ARE OPTIONAL. LEADS MUST ALWAYS BE NUMBERED AS SHOWN.

REV. DESC: REVISE TO SHOW OPTIONAL COLORS			
REV. LTR: E	BY: JLP	REVISED: 01/19/99 10:15	TDR: 0171435
900000		FILE: AAA00005140	MDL: -
		MTL: -	

BALDOR ELECTRIC Co.

3PH, DV, 9 LEADS

CD0005